



GEEPLUS

Tubular Solenoid size 170

Device drawn in energised condition

Available plunger options:

pull (-Lx) / push (-Hx)

Life Expectancy (cycles):

>2M (-L, ;-H),

>5M (-LE, ;-HE),

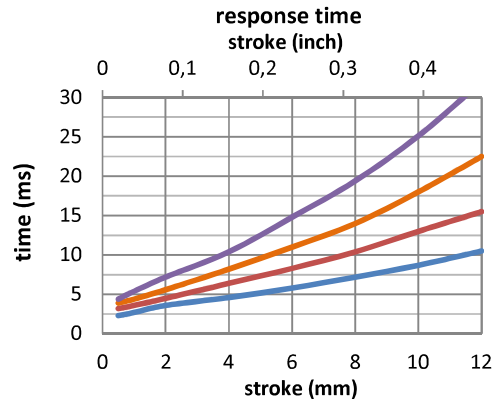
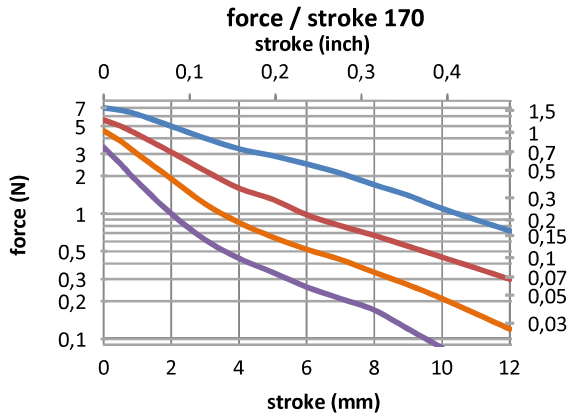
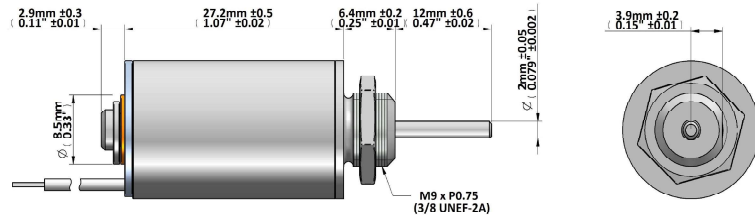
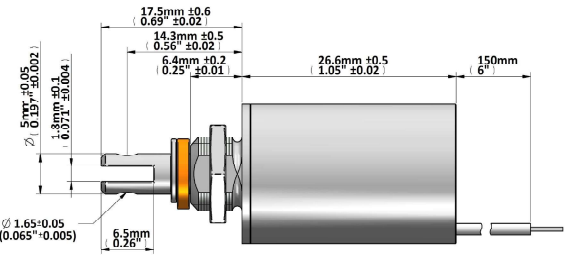
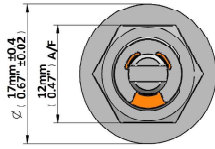
>10M (-LL, -HL)

Available mechanical options:

M: metric thread

F: SAE thread

Mass 39g
 Push Plunger 4g
 Pull Plunger 5g
 Leadwires UL1430, 28AWG



Data at 20°C, device connected to heatsink 50x50x3mm aluminum

duty cycle = $\frac{\text{"on" time}}{\text{"on" time} + \text{"off" time}} \times 100\%$		100% cont.	50% or less	25% or less	10% or less	
Max. "on" time in seconds		∞	50	5	2	
watts at 20°C		4,5	9	18	45	
ampere-turns at 20°		631	892	1262	1995	
AWG no.	resistance	number of turns	volts DC			
	Ω±10% (at 20°C)					
27	2,83	520	3,4	4,9	6,9	10,9
28	4,90	695	4,4	6,3	8,9	14,1
29	6,59	760	5,5	7,7	10,9	17,3
30	11,0	985	7,0	10,0	14,1	22
31	18,0	1246	9,1	12,9	18,2	29
32	28,2	1580	11,3	15,9	23	36
33	46,3	2080	14,0	19,9	28	44
34	69	2460	17,6	25	35	56
35	119	3260	23	33	46	73
36	177	3700	30	43	60	95
37	280	5000	35	50	71	112
38	408	6000	43	61	86	136
39	715	8080	56	79	112	177
40	1108	9700	72	102	144	228
41	1763	12000	93	131	185	293

Insulation Resistance >100MΩ, 500VDC Megger

Dielectric Strength 1000VAC, 50/60Hz, 1 minute

Class E (120°C) insulation class

Geeplus reserves the right to change specifications without notice

www.geeplus.com