



**GEEPLUS**

# Rotary Solenoid size 301

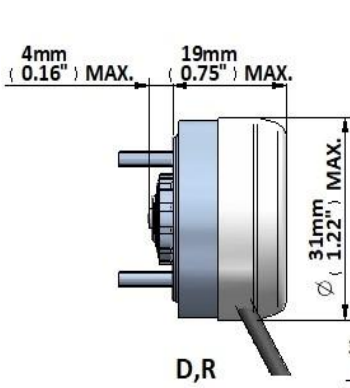
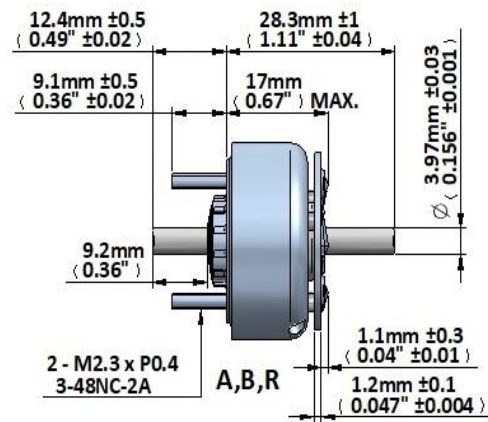
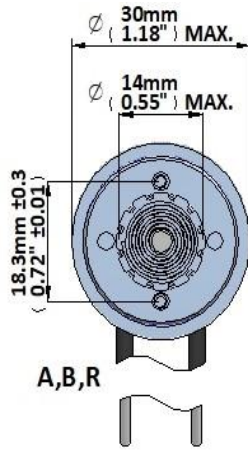
Device drawn in de-energised condition  
 Life Expectancy (cycles): >2M (-R),  
 >10M (-RE), >50M (-RL)

Available angle options:  
 25°, 35°, 45° (CW/CCW)  
 Mass 56 grammes

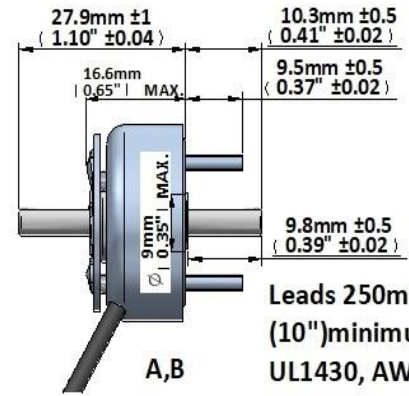
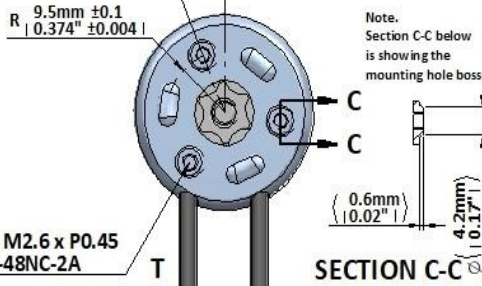
Available mechanical options:

- A: shaft extension (armature side)
- B: shaft extension (base side)
- D: dust cover over the armature
- R: return spring
- T: tapped holes in armature plate

Note.  
 Screws should **NOT** pass the bottom of the armature plate.



½ rotation angle +/- 3° to left of centre for CW rotation, right of centre for CCW rotation



Leads 250mm (10") minimum  
 UL1430, AWG24

Data at 20°C, device connected to heatsink 90x90x3mm aluminum return spring 5,5 ~ 9 mNm

duty cycle = $\frac{\text{"on" time}}{\text{"on" time} + \text{"off" time}} \times 100\%$		100% cont.	75% or less	50% or less	25% or less	10% or less	
Max. "on" time in seconds		∞	105	100	36	7	
watts at 20°C		7	9.3	14	28	70	
ampere-turns at 20°		425	490	602	849	1350	
Gross starting torque at 20°C (Nm)		25°	0.022	0.035	0.046	0.069	0.150
		35°	0.017	0.022	0.035	0.058	0.127
		45°	0.012	0.014	0.021	0.035	0.081
		67,5°	-	-	-	-	-
		95°	-	-	-	-	-
AWG no.	resistance $\Omega \pm 10\%$ (at 20°C)	number of turns	volts DC				
26	1.96	231	3.5	4.1	5.0	7.1	11
27	3.16	296	4.5	5.1	6.3	8.9	14
28	5.10	378	5.6	6.5	8.0	11	18
29	6.94	423	7.1	8.1	10	14	22
30	11.0	530	8.9	10	13	18	28
31	16.9	649	11	12	16	22	36
32	28.3	858	14	16	20	28	45
33	42.8	1036	18	20	25	35	56
34	69.6	1312	22	26	32	45	71
35	112	1674	28	32	39	56	89
36	148	1765	35	41	50	71	112
37	221	2090	35	51	63	89	142
38	352	2650	56	65	80	112	178
39	568	3380	71	81	100	141	224
40	882	4200	89	102	126	178	283

Insulation Resistance >100MΩ, 500VDC Megger

Dielectric Strength 1000VAC, 50/60Hz, 1 minute

Class E (120°C) insulation class

Geeplus reserves the right to change specifications without notice

[www.geeplus.com](http://www.geeplus.com)